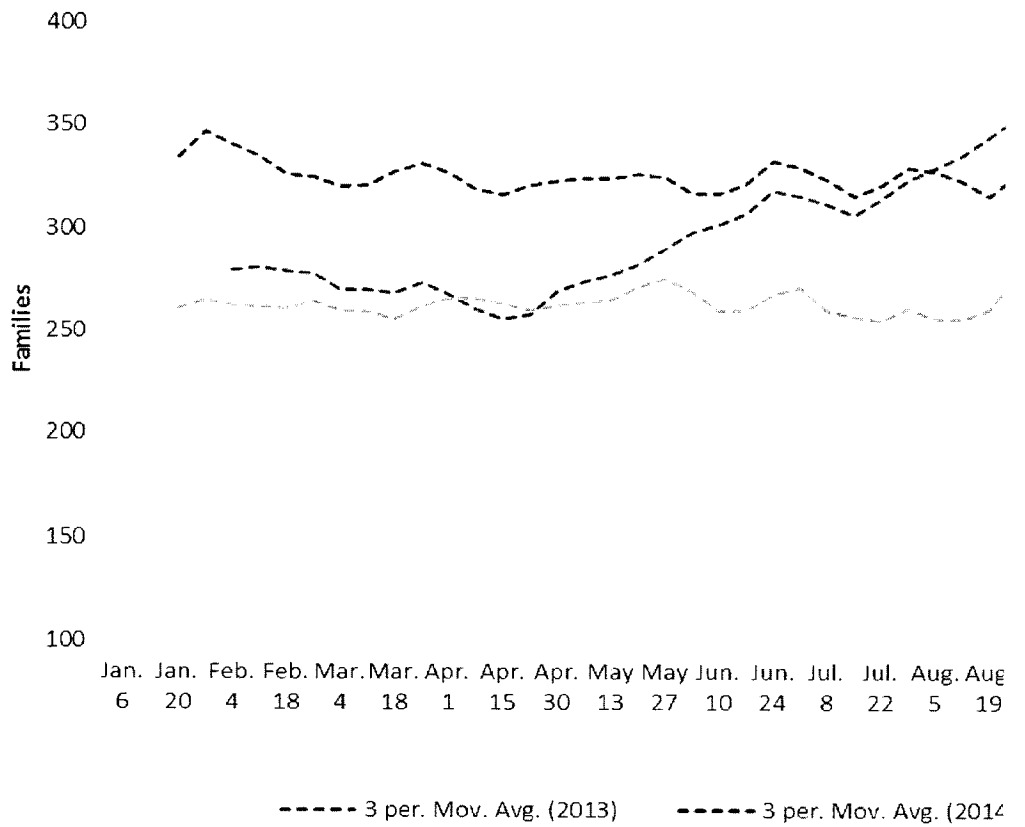
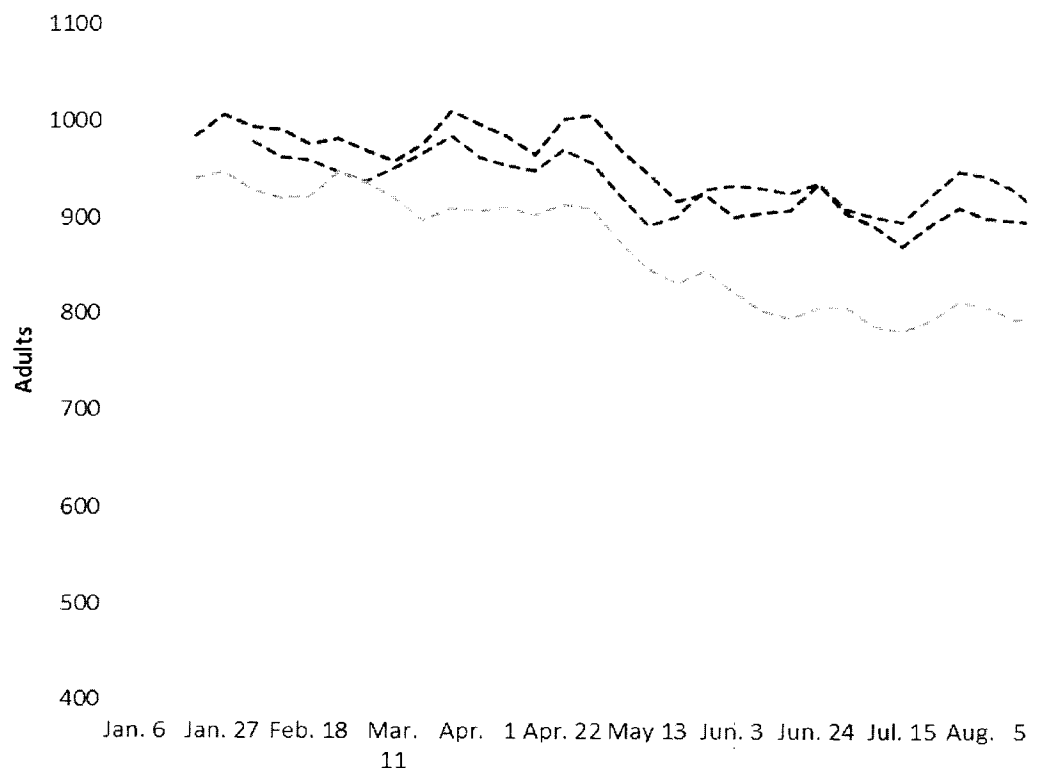


## Families in Hennepin County Shel




## Single Adults in Hennepin Count



----- 3 per. Mov. Avg. (2013)

----- 3 per. Mov. Avg. (20


## / Shelters



Aug. 5 Aug. 19 Sep. 2 Sep. 16 Sep. 30 Oct. 14 Oct. 28 Nov. 11 Nov. 25 Dec. 9 Dec. 23

avg. (2014) ----- 3 per. Mov. Avg. (2015)

## County Shelters



5 Aug. 5 Aug. 26 Sep. 16 Oct. 7 Oct. 28 Nov. 18 Dec. 9 Dec. 30

## Families

	2013	2014
Jan. 6		315
Jan. 13		341
Jan. 20		346
Jan. 27		352
Feb. 4	279	322
Feb. 11	282	329
Feb. 18	274	326
Feb. 25	274	318
Mar. 4	260	315
Mar. 11	273	328
Mar. 18	271	337
Mar. 25	274	327
Apr. 1	257	314
Apr. 8	249	314
Apr. 15	260	319
Apr. 22	264	329
Apr. 30	281	320
May 6	274	323
May 13	273	329
May 20	297	325
May 27	298	320
Jun. 3	298	304
Jun. 10	308	325
Jun. 17	314	335
Jun. 24	331	336
Jul. 1	301	316
Jul. 8	302	317
Jul. 15	315	313
Jul. 22	324	332
Jul. 29	331	342
Aug. 5	332	306
Aug. 12	341	319
Aug. 19	358	321
Aug. 26	359	337
Sep. 2	329	301
Sep. 9	353	342
Sep. 16	369	336
Sep. 23	368	340
Sep. 30	372	325
Oct. 7	366	309
Oct. 14	372	317
Oct. 21	371	327

Avg. (2014) ----- 3 per. Mov. Avg. (2015)

Oct. 28	373	329
Nov. 4	323	308
Nov. 11	341	301
Nov. 18	349	301
Nov. 25	332	291
Dec. 2	312	272
Dec. 9	315	278
Dec. 16	332	285
Dec. 23	312	270
Dec. 30	309	264

Dates are for 2014. For 2013, add c

**Single Adults**

2015		2013	2014	2015
254	Jan. 6		956	926
265	Jan. 13		997	941
263	Jan. 20		1002	958
265	Jan. 27		1021	948
258	Feb. 4	980	960	881
262	Feb. 11	947	992	935
263	Feb. 18	953	977	951
267	Feb. 25	947	978	961
249	Mar. 4	917	955	899
261	Mar. 11	994	944	904
257	Mar. 18	992	1030	894
266	Mar. 25	969	1059	933
273	Apr. 1	930	902	898
256	Apr. 8	965	995	903
259	Apr. 15	956	999	910
264	Apr. 22	991	1015	932
264	Apr. 30	926	1007	891
261	May 6	857	893	802
269	May 13	896	941	847
282	May 20	955	923	848
273	May 27	941	911	844
250	Jun. 3	908	873	777
256	Jun. 10	948	935	790
273	Jun. 17	924	921	819
273	Jun. 24	940	951	812
266	Jul. 1	867	849	794
240	Jul. 8	900	880	757
265	Jul. 15	924	885	795
259	Jul. 22	950	918	829
259	Jul. 29	974	931	817
249	Aug. 5	907	854	773
259	Aug. 12	908	912	794
272	Aug. 19	894	923	832
297	Aug. 26	955	837	817
283	Sep. 2	929	821	760
276	Sep. 9	936	861	797
294	Sep. 16	934	877	802
306	Sep. 23	931	859	836
313	Sep. 30	849	864	839
301	Oct. 7	910	857	805
303	Oct. 14	917	876	826
298	Oct. 21	977	879	857

284	Oct. 28	962	855	855
270	Nov. 4	953	879	795
272	Nov. 11	955	934	850
278	Nov. 18	1021	993	897
288	Nov. 25	1007	968	912
268	Dec. 2	877	924	824
258	Dec. 9	1000	941	900
	Dec. 16	986	948	
	Dec. 23	909	933	
	Dec. 30	885	943	

one day. For 2015, subtract one day.