

AMENDMENT NO. 2 TO B22520

| | | | |
|-------------------------------------|-------------------|------------------------------|----------------------|
| Contract Start Date: | October 1, 2009 | Total Contract Amount: | Per Member/Per Month |
| Original Contract Expiration Date: | December 31, 2009 | Original Contract Amount: | Per Member/Per Month |
| Current Contract Expiration Date: | December 31, 2009 | Previous Amendment(s) Total: | N/A |
| Requested Contract Expiration Date: | December 31, 2009 | Amendment Amount: | N/A |

This amendment is by and between the State of Minnesota, through its Commissioner of the Department of Human Services ("STATE") and **HealthPartners**, Managed Care Organization ("MCO"), identified as Contract No. **B22520** to further the Minnesota Medical Assistance Program for the provision of prepaid medical and remedial services pursuant to Title XIX of the Social Security Act; and

WHEREAS, the STATE wishes to exercise the option to amend this contract as provided in Article 21;

WHEREAS, as of October 1, 2009, the medical assistance capitation rates for **Minnesota Senior Health Options (MSHO)**, and **Minnesota Senior Care Plus (MSC+)** will be reduced to reflect the statutory changes enacted by the 2009 Minnesota Legislature during the regular session;

WHEREAS, pursuant to Minnesota Statutes, § 16A.152, subd. 4, the Commissioner of Finance reduced the amount of allotted funds for certain medical expenditures, and the unallotments effective July 1, 2009, that affect fee-for-service rates calculations are included in the medical assistance managed care rate reductions effective October 1, 2009, and

WHEREAS, the STATE and the MCO have agreed to amend the Contract to include these legislative and executive changes as stated in the October 1, 2009, **Amendment # 1 to Contract 22520** for Contract Year 2009; and

WHEREAS, the STATE and the MCO have agreed to further amend the MSHO and MSC+ rates to reflect updated adjustment factors.

Therefore, the parties agree that:

REVISION 1. Rates previously listed in **Appendix II-A1** and **II-B1**, are amended to include rate methodology adjustments shown in revised Appendix pages labeled **Appendix II-A2** and **II-B2**, respectively. The appendices are hereby incorporated into this contract by reference.


EXCEPT AS AMENDED HEREIN, THE TERMS AND CONDITIONS OF THE ORIGINAL CONTRACT AND ALL PREVIOUS AMENDMENTS REMAIN IN FULL FORCE AND EFFECT.

IN WITNESS WHEREOF, the parties hereto have executed this contract amendment. This contract amendment is hereby accepted and considered binding in accordance with the terms outlined in the preceding statements.

Signature page follows.

APPROVED:

STATE OF MINNESOTA
DEPARTMENT OF HUMAN SERVICES

By: 


Typed Name: Brian Osberg

Title: Medicaid Director

Date: 9/28/09

HealthPartners

(Two corporate officers must execute)


By: 

Printed Name: Katherine Sayre

Title: SVP - Health Plan ops & Govt Prog.

Date: 9/23/09

and

By: 

Printed Name: Kathleen Cooney

Title: CAO

Date: 9-23-09

Appendix II-A2: Capitation Payment Rates **Appendix II-B2: Capitation Payment Rates**
HealthPartners - Carver **HealthPartners - Carver**
SeniorCare/MSHO Rates Fourth Quarter, 2009 **SeniorCare/MSHO Rates Fourth Quarter, 2009**

| Age | Sex | SeniorCare | | | | MSHO | | | |
|-----------------------------------|-----|----------------------------|--------------------------|-------------------|---------------------------------|--------------------------------------|--------------------------|-------------------|---------------------------------|
| | | 10/09-12/09 Rate w MERC | 10/09-12/09 Rate-MERC | MERC Carve Out | Plan Payment with 2.5% RR | 10/09-12/09 Rate with Add Back | 10/09-12/09 Rate-MERC | MERC Carve Out | Plan Payment with 2.5% RR |
| AGED INSTITUTIONALIZED | | | | | | | | | |
| 65 - 74 | F | \$384.87 | \$376.51 | \$8.36 | \$367.17 | \$388.18 | \$388.18 | \$0.00 | \$378.55 |
| 75 - 84 | F | \$268.02 | \$262.20 | \$5.82 | \$255.70 | \$270.33 | \$270.33 | \$0.00 | \$263.63 |
| 85 + | F | \$187.88 | \$183.80 | \$4.08 | \$179.24 | \$189.50 | \$189.50 | \$0.00 | \$184.80 |
| All Ages - Non I | F | \$1,732.53 | \$1,694.93 | \$37.60 | \$1,652.89 | \$1,732.53 | \$1,694.93 | \$37.60 | \$1,652.89 |
| 65 - 74 | M | \$378.34 | \$370.13 | \$8.21 | \$360.95 | \$381.60 | \$381.60 | \$0.00 | \$372.14 |
| 75 - 84 | M | \$298.29 | \$291.81 | \$6.48 | \$284.57 | \$300.86 | \$300.86 | \$0.00 | \$293.40 |
| 85 + | M | \$246.15 | \$240.81 | \$5.34 | \$234.84 | \$248.28 | \$248.28 | \$0.00 | \$242.12 |
| All Ages - Non I | M | \$1,732.44 | \$1,694.85 | \$37.59 | \$1,652.82 | \$1,732.44 | \$1,694.85 | \$37.59 | \$1,652.82 |
| AGED NON-INSTITUTIONALIZED | | | | | | | | | |
| 65 - 74 | F | \$458.00 | \$448.06 | \$9.94 | \$436.95 | \$461.95 | \$461.95 | \$0.00 | \$450.49 |
| 75 + | F | \$546.84 | \$534.97 | \$11.87 | \$521.70 | \$551.55 | \$551.55 | \$0.00 | \$537.87 |
| All Ages - Non I | F | \$1,304.09 | \$1,275.79 | \$28.30 | \$1,244.15 | \$1,304.09 | \$1,275.79 | \$28.30 | \$1,244.15 |
| 65 - 74 | M | \$419.21 | \$410.11 | \$9.10 | \$399.94 | \$422.82 | \$422.82 | \$0.00 | \$412.33 |
| 75 + | M | \$588.18 | \$575.41 | \$12.77 | \$561.14 | \$593.25 | \$593.25 | \$0.00 | \$578.54 |
| All Ages - Non I | M | \$1,229.01 | \$1,202.34 | \$26.67 | \$1,172.52 | \$1,229.01 | \$1,202.34 | \$26.67 | \$1,172.52 |

* The rates shown here reflect a withhold of 8.0% per Section 4.17 of the Contract. All or part of these withheld funds may be paid back to the plan if performance targets in the contract are met.

Appendix II-A2: Capitation Payment Rates **Appendix II-B2: Capitation Payment Rates**
HealthPartners - SW Regional **HealthPartners - SW Regional**
SeniorCare/MSHO Rates Fourth Quarter, 2009 **SeniorCare/MSHO Rates Fourth Quarter, 2009**

| Age | Sex | SeniorCare | | | | MSHO | | | | | |
|----------------------------|-----|-------------|------------|-------------|------------|--------------------|------------|-------------|------------|--|--|
| | | 10/09-12/09 | | 10/09-12/09 | | 10/09-12/09 | | 10/09-12/09 | | | |
| | | Rate w MERC | Rate-MERC | MERC | Carve Out | Rate with Add Back | Rate-MERC | MERC | Carve Out | | |
| AGED INSTITUTIONALIZED | | | | | | | | | | | |
| 65 - 74 | F | \$383.28 | \$376.62 | \$6.66 | \$367.28 | \$388.30 | \$388.30 | \$0.00 | \$378.67 | | |
| 75 - 84 | F | \$266.89 | \$262.25 | \$4.64 | \$255.75 | \$270.38 | \$270.38 | \$0.00 | \$263.67 | | |
| 85 + | F | \$187.06 | \$183.81 | \$3.25 | \$179.25 | \$189.51 | \$189.51 | \$0.00 | \$184.81 | | |
| All Ages - Non I | F | \$1,725.01 | \$1,695.05 | \$29.96 | \$1,653.01 | \$1,725.01 | \$1,695.05 | \$29.96 | \$1,653.01 | | |
| 65 - 74 | M | \$376.35 | \$369.81 | \$6.54 | \$360.64 | \$381.27 | \$381.27 | \$0.00 | \$371.81 | | |
| 75 - 84 | M | \$297.01 | \$291.86 | \$5.15 | \$284.62 | \$300.91 | \$300.91 | \$0.00 | \$293.45 | | |
| 85 + | M | \$245.13 | \$240.87 | \$4.26 | \$234.90 | \$248.34 | \$248.34 | \$0.00 | \$242.18 | | |
| All Ages - Non I | M | \$1,724.94 | \$1,694.99 | \$29.95 | \$1,652.95 | \$1,724.94 | \$1,694.99 | \$29.95 | \$1,652.95 | | |
| AGED NON-INSTITUTIONALIZED | | | | | | | | | | | |
| 65 - 74 | F | \$455.64 | \$447.72 | \$7.92 | \$436.62 | \$461.60 | \$461.60 | \$0.00 | \$450.15 | | |
| 75 + | F | \$544.59 | \$535.13 | \$9.46 | \$521.86 | \$551.72 | \$551.72 | \$0.00 | \$538.04 | | |
| All Ages - Non I | F | \$1,298.34 | \$1,275.79 | \$22.55 | \$1,244.15 | \$1,298.34 | \$1,275.79 | \$22.55 | \$1,244.15 | | |
| 65 - 74 | M | \$417.50 | \$410.25 | \$7.25 | \$400.08 | \$422.97 | \$422.97 | \$0.00 | \$412.48 | | |
| 75 + | M | \$585.15 | \$574.99 | \$10.16 | \$560.73 | \$592.81 | \$592.81 | \$0.00 | \$578.11 | | |
| All Ages - Non I | M | \$1,223.39 | \$1,202.15 | \$21.24 | \$1,172.34 | \$1,223.39 | \$1,202.15 | \$21.24 | \$1,172.34 | | |

* The rates shown here reflect a withhold of 8.0% per Section 4.17 of the Contract. All or part of these withheld funds may be paid back to the plan if performance targets in the contract are met.

Appendix II-A2: Capitation Payment Rates
HealthPartners - Hennepin
SeniorCare/MSHO Rates Fourth Quarter, 2009

Appendix II-B2: Capitation Payment Rates
HealthPartners - Hennepin
SeniorCare/MSHO Rates Fourth Quarter, 2009

| Age | Sex | SeniorCare | | | | MSHO | | | |
|-----------------------------------|-----|----------------|------------|-------------------|---------------------------------|-----------------------|-----------|-------------------|---------------------------------|
| | | 10/09-12/09 | | 10/09-12/09 | | 10/09-12/09 | | 10/09-12/09 | |
| | | Rate w MERC | Rate-MERC | MERC Carve Out | Plan Payment with 2.5% RR | Rate with Add Back | Rate-MERC | MERC Carve Out | Plan Payment with 2.5% RR |
| AGED INSTITUTIONALIZED | | | | | | | | | |
| 65 - 74 | F | \$610.94 | \$569.33 | \$41.61 | \$555.21 | \$586.98 | \$0.00 | \$572.42 | |
| 75 - 84 | F | \$425.38 | \$396.41 | \$28.97 | \$386.58 | \$408.70 | \$0.00 | \$398.56 | |
| 85 + | F | \$298.42 | \$278.09 | \$20.33 | \$271.19 | \$286.71 | \$0.00 | \$279.60 | |
| All Ages - Non N | F | \$2,751.58 | \$2,564.18 | \$187.40 | \$2,500.59 | \$2,751.58 | \$187.40 | \$2,500.59 | |
| 65 - 74 | M | \$600.39 | \$559.50 | \$40.89 | \$545.62 | \$576.84 | \$0.00 | \$562.53 | |
| 75 - 84 | M | \$473.26 | \$441.03 | \$32.23 | \$430.09 | \$454.70 | \$0.00 | \$443.42 | |
| 85 + | M | \$390.98 | \$364.36 | \$26.62 | \$355.32 | \$375.66 | \$0.00 | \$366.34 | |
| All Ages - Non N | M | \$2,750.64 | \$2,563.30 | \$187.34 | \$2,499.73 | \$2,750.64 | \$187.34 | \$2,499.73 | |
| AGED NON-INSTITUTIONALIZED | | | | | | | | | |
| 65 - 74 | F | \$727.06 | \$677.54 | \$49.52 | \$660.74 | \$698.54 | \$0.00 | \$681.22 | |
| 75 + | F | \$868.41 | \$809.26 | \$59.15 | \$789.19 | \$834.35 | \$0.00 | \$813.66 | |
| All Ages - Non N | F | \$2,069.02 | \$1,928.11 | \$140.91 | \$1,880.29 | \$2,069.02 | \$140.91 | \$1,880.29 | |
| 65 - 74 | M | \$665.81 | \$620.46 | \$45.35 | \$605.07 | \$639.69 | \$0.00 | \$623.83 | |
| 75 + | M | \$933.47 | \$869.89 | \$63.58 | \$848.32 | \$896.86 | \$0.00 | \$874.62 | |
| All Ages - Non N | M | \$1,949.63 | \$1,816.85 | \$132.78 | \$1,771.79 | \$1,949.63 | \$132.78 | \$1,771.79 | |

* The rates shown here reflect a withhold of 8.0% per Section 4.17 of the Contract. All or part of these withheld funds may be paid back to the plan if performance targets in the contract are met.

Appendix II-A2: Capitation Payment Rates Appendix II-B2: Capitation Payment Rates
HealthPartners - Ramsey HealthPartners - Ramsey
SeniorCare/MSHO Rates Fourth Quarter, 2009 SeniorCare/MSHO Rates Fourth Quarter, 2009

| Age | Sex | SeniorCare | | | | MSHO | | | |
|-----------------------------------|-----|----------------|------------|-------------------|---------------------------------|-----------------------|------------|-------------------|---------------------------------|
| | | 10/09-12/09 | | 10/09-12/09 | | 10/09-12/09 | | 10/09-12/09 | |
| | | Rate w MERC | Rate-MERC | MERC Carve Out | Plan Payment with 2.5% RR | Rate with Add Back | Rate-MERC | MERC Carve Out | Plan Payment with 2.5% RR |
| AGED INSTITUTIONALIZED | | | | | | | | | |
| 65 - 74 | F | \$725.42 | \$709.68 | \$15.74 | \$692.08 | \$731.68 | \$731.68 | \$0.00 | \$713.53 |
| 75 - 84 | F | \$504.85 | \$493.89 | \$10.96 | \$481.64 | \$509.20 | \$509.20 | \$0.00 | \$496.57 |
| 85 + | F | \$353.86 | \$346.18 | \$7.68 | \$337.59 | \$356.91 | \$356.91 | \$0.00 | \$348.06 |
| All Ages - Non N | F | \$3,263.21 | \$3,192.39 | \$70.82 | \$3,113.22 | \$3,263.21 | \$3,192.39 | \$70.82 | \$3,113.22 |
| 65 - 74 | M | \$712.40 | \$696.94 | \$15.46 | \$679.66 | \$718.55 | \$718.55 | \$0.00 | \$700.73 |
| 75 - 84 | M | \$561.85 | \$549.66 | \$12.19 | \$536.03 | \$566.70 | \$566.70 | \$0.00 | \$552.65 |
| 85 + | M | \$463.96 | \$453.89 | \$10.07 | \$442.63 | \$467.96 | \$467.96 | \$0.00 | \$456.35 |
| All Ages - Non N | M | \$3,264.11 | \$3,193.28 | \$70.83 | \$3,114.09 | \$3,264.11 | \$3,193.28 | \$70.83 | \$3,114.09 |
| AGED NON-INSTITUTIONALIZED | | | | | | | | | |
| 65 - 74 | F | \$862.44 | \$843.73 | \$18.71 | \$822.81 | \$869.89 | \$869.89 | \$0.00 | \$848.32 |
| 75 + | F | \$1,030.73 | \$1,008.36 | \$22.37 | \$983.35 | \$1,039.62 | \$1,039.62 | \$0.00 | \$1,013.84 |
| All Ages - Non N | F | \$2,455.36 | \$2,402.07 | \$53.29 | \$2,342.50 | \$2,455.36 | \$2,402.07 | \$53.29 | \$2,342.50 |
| 65 - 74 | M | \$789.82 | \$772.68 | \$17.14 | \$753.52 | \$796.63 | \$796.63 | \$0.00 | \$776.87 |
| 75 + | M | \$1,107.91 | \$1,083.86 | \$24.05 | \$1,056.98 | \$1,117.46 | \$1,117.46 | \$0.00 | \$1,089.75 |
| All Ages - Non N | M | \$2,314.12 | \$2,263.90 | \$50.22 | \$2,207.75 | \$2,314.12 | \$2,263.90 | \$50.22 | \$2,207.75 |

* The rates shown here reflect a withhold of 8.0% per Section 4.17 of the Contract. All or part of these withheld funds may be paid back to the plan if performance targets in the contract are met.

Appendix II-A2: Capitation Payment Rates Appendix II-B2 Capitation Payment Rates
HealthPartners - Core Metro HealthPartners - Core Metro
SeniorCare/MSHO Rates Fourth Quarter, 2009 SeniorCare/MSHO Rates Fourth Quarter, 2009

| Age | Sex | SeniorCare | | | | MSHO | | | |
|-----------------------------------|-----|-------------|------------|-------------|------------|--------------------|------------|-------------|------------|
| | | 10/09-12/09 | | 10/09-12/09 | | 10/09-12/09 | | 10/09-12/09 | |
| | | Rate w MERC | Rate-MERC | MERC | Carve Out | Rate with Add Back | Rate-MERC | MERC | Carve Out |
| AGED INSTITUTIONALIZED | | | | | | | | | |
| 65 - 74 | F | \$517.12 | \$505.90 | \$11.22 | \$493.35 | \$521.58 | \$521.58 | \$0.00 | \$508.64 |
| 75 - 84 | F | \$359.73 | \$351.93 | \$7.80 | \$343.20 | \$362.84 | \$362.84 | \$0.00 | \$353.84 |
| 85 + | F | \$252.26 | \$246.79 | \$5.47 | \$240.67 | \$254.44 | \$254.44 | \$0.00 | \$248.13 |
| All Ages - Non I | F | \$2,326.98 | \$2,276.49 | \$50.49 | \$2,220.03 | \$2,326.98 | \$2,276.49 | \$50.49 | \$2,220.03 |
| 65 - 74 | M | \$507.98 | \$496.96 | \$11.02 | \$484.64 | \$512.37 | \$512.37 | \$0.00 | \$499.66 |
| 75 - 84 | M | \$400.37 | \$391.69 | \$8.68 | \$381.98 | \$403.83 | \$403.83 | \$0.00 | \$393.81 |
| 85 + | M | \$330.76 | \$323.58 | \$7.18 | \$315.56 | \$333.61 | \$333.61 | \$0.00 | \$325.34 |
| All Ages - Non I | M | \$2,326.26 | \$2,275.78 | \$50.48 | \$2,219.34 | \$2,326.26 | \$2,275.78 | \$50.48 | \$2,219.34 |
| AGED NON-INSTITUTIONALIZED | | | | | | | | | |
| 65 - 74 | F | \$614.94 | \$601.59 | \$13.35 | \$586.67 | \$620.24 | \$620.24 | \$0.00 | \$604.86 |
| 75 + | F | \$734.51 | \$718.57 | \$15.94 | \$700.75 | \$740.85 | \$740.85 | \$0.00 | \$722.48 |
| All Ages - Non I | F | \$1,750.28 | \$1,712.30 | \$37.98 | \$1,669.83 | \$1,750.28 | \$1,712.30 | \$37.98 | \$1,669.83 |
| 65 - 74 | M | \$563.28 | \$551.06 | \$12.22 | \$537.39 | \$568.14 | \$568.14 | \$0.00 | \$554.05 |
| 75 + | M | \$789.54 | \$772.41 | \$17.13 | \$753.25 | \$796.35 | \$796.35 | \$0.00 | \$776.60 |
| All Ages - Non I | M | \$1,648.74 | \$1,612.96 | \$35.78 | \$1,572.96 | \$1,648.74 | \$1,612.96 | \$35.78 | \$1,572.96 |

* The rates shown here reflect a withhold of 8.0% per Section 4.17 of the Contract. All or part of these withhold funds may be paid back to the plan if performance targets in the contract are met.

Appendix II-A2: Capitation Payment Rates **Appendix II-B2: Capitation Payment Rates**
HealthPartners - NW Metro **HealthPartners - NW Metro**
SeniorCare/MSHO Rates Fourth Quarter, 2009 **SeniorCare/MSHO Rates Fourth Quarter, 2009**

| Age | Sex | SeniorCare | | | | | MSHO | | | | |
|-----------------------------------|-----|-------------|---------|-------------|---------|---------------------------|-------------|------------|-------------|------------|---------------------------|
| | | 10/09-12/09 | | 10/09-12/09 | | Plan Payment with 2.5% RR | 10/09-12/09 | | 10/09-12/09 | | Plan Payment with 2.5% RR |
| | | Rate w MERC | MERC | Rate-MERC | MERC | | Add Back | Rate-MERC | Carve Out | Carve Out | |
| AGED INSTITUTIONALIZED | | | | | | | | | | | |
| 65 - 74 | F | \$514.88 | \$8.94 | \$505.94 | \$8.94 | \$493.39 | \$521.62 | \$521.62 | \$0.00 | \$508.68 | |
| 75 - 84 | F | \$358.15 | \$6.22 | \$351.93 | \$6.22 | \$343.20 | \$362.84 | \$362.84 | \$0.00 | \$353.84 | |
| 85 + | F | \$251.11 | \$4.36 | \$246.75 | \$4.36 | \$240.63 | \$254.40 | \$254.40 | \$0.00 | \$248.09 | |
| All Ages - Non N | F | \$2,316.45 | \$40.23 | \$2,276.22 | \$40.23 | \$2,219.77 | \$2,316.45 | \$2,276.22 | \$40.23 | \$2,219.77 | |
| 65 - 74 | M | \$505.83 | \$8.78 | \$497.05 | \$8.78 | \$484.72 | \$512.46 | \$512.46 | \$0.00 | \$499.75 | |
| 75 - 84 | M | \$398.58 | \$6.92 | \$391.66 | \$6.92 | \$381.95 | \$403.80 | \$403.80 | \$0.00 | \$393.79 | |
| 85 + | M | \$329.32 | \$5.72 | \$323.60 | \$5.72 | \$315.57 | \$333.63 | \$333.63 | \$0.00 | \$325.36 | |
| All Ages - Non N | M | \$2,315.73 | \$40.22 | \$2,275.51 | \$40.22 | \$2,219.08 | \$2,315.73 | \$2,275.51 | \$40.22 | \$2,219.08 | |
| AGED NON-INSTITUTIONALIZED | | | | | | | | | | | |
| 65 - 74 | F | \$612.37 | \$10.64 | \$601.73 | \$10.64 | \$586.81 | \$620.38 | \$620.38 | \$0.00 | \$604.99 | |
| 75 + | F | \$731.36 | \$12.70 | \$718.66 | \$12.70 | \$700.84 | \$740.94 | \$740.94 | \$0.00 | \$722.56 | |
| All Ages - Non N | F | \$1,742.22 | \$30.26 | \$1,711.96 | \$30.26 | \$1,669.50 | \$1,742.22 | \$1,711.96 | \$30.26 | \$1,669.50 | |
| 65 - 74 | M | \$560.88 | \$9.74 | \$551.14 | \$9.74 | \$537.47 | \$568.23 | \$568.23 | \$0.00 | \$554.14 | |
| 75 + | M | \$786.24 | \$13.66 | \$772.58 | \$13.66 | \$753.42 | \$796.53 | \$796.53 | \$0.00 | \$776.78 | |
| All Ages - Non N | M | \$1,642.59 | \$28.53 | \$1,614.06 | \$28.53 | \$1,574.03 | \$1,642.59 | \$1,614.06 | \$28.53 | \$1,574.03 | |

* The rates shown here reflect a withhold of 8.0% per Section 4.17 of the Contract. All or part of these withheld funds may be paid back to the plan if performance targets in the contract are met.

Appendix II-A2: Capitation Payment Rates Appendix II-B2: Capitation Payment Rates
 HealthPartners - NC Regional HealthPartners - NC Regional
 SeniorCare/MSHO Rates Fourth Quarter, 2009 SeniorCare/MSHO Rates Fourth Quarter, 2009

| Age | Sex | SeniorCare | | | | MSHO | | | |
|-----------------------------------|-----|----------------------------|--------------------------|-------------------|---------------------------------|--------------------------------------|--------------------------|-------------------|---------------------------------|
| | | 10/09-12/09 Rate w MERC | 10/09-12/09 Rate-MERC | MERC Carve Out | Plan Payment with 2.5% RR | 10/09-12/09 Rate with Add Back | 10/09-12/09 Rate-MERC | MERC Carve Out | Plan Payment with 2.5% RR |
| AGED INSTITUTIONALIZED | | | | | | | | | |
| 65 - 74 | F | \$392.73 | \$385.91 | \$6.82 | \$376.34 | \$397.87 | \$397.87 | \$0.00 | \$388.00 |
| 75 - 84 | F | \$273.46 | \$268.71 | \$4.75 | \$262.05 | \$277.04 | \$277.04 | \$0.00 | \$270.17 |
| 85 + | F | \$191.79 | \$188.46 | \$3.33 | \$183.79 | \$194.30 | \$194.30 | \$0.00 | \$189.48 |
| All Ages - Non N | F | \$1,767.71 | \$1,737.01 | \$30.70 | \$1,693.93 | \$1,767.71 | \$1,737.01 | \$30.70 | \$1,693.93 |
| 65 - 74 | M | \$385.82 | \$379.12 | \$6.70 | \$369.72 | \$390.87 | \$390.87 | \$0.00 | \$381.18 |
| 75 - 84 | M | \$304.20 | \$298.92 | \$5.28 | \$291.51 | \$308.19 | \$308.19 | \$0.00 | \$300.55 |
| 85 + | M | \$251.37 | \$247.00 | \$4.37 | \$240.87 | \$254.66 | \$254.66 | \$0.00 | \$248.34 |
| All Ages - Non N | M | \$1,767.56 | \$1,736.86 | \$30.70 | \$1,693.79 | \$1,767.56 | \$1,736.86 | \$30.70 | \$1,693.79 |
| AGED NON-INSTITUTIONALIZED | | | | | | | | | |
| 65 - 74 | F | \$467.26 | \$459.15 | \$8.11 | \$447.76 | \$473.38 | \$473.38 | \$0.00 | \$461.64 |
| 75 + | F | \$558.52 | \$548.82 | \$9.70 | \$535.21 | \$565.83 | \$565.83 | \$0.00 | \$551.80 |
| All Ages - Non N | F | \$1,330.00 | \$1,306.90 | \$23.10 | \$1,274.49 | \$1,330.00 | \$1,306.90 | \$23.10 | \$1,274.49 |
| 65 - 74 | M | \$428.04 | \$420.61 | \$7.43 | \$410.18 | \$433.65 | \$433.65 | \$0.00 | \$422.90 |
| 75 + | M | \$600.06 | \$589.64 | \$10.42 | \$575.02 | \$607.92 | \$607.92 | \$0.00 | \$592.84 |
| All Ages - Non N | M | \$1,253.87 | \$1,232.10 | \$21.77 | \$1,201.54 | \$1,253.87 | \$1,232.10 | \$21.77 | \$1,201.54 |

* The rates shown here reflect a withhold of 8.0% per Section 4.17 of the Contract. All or part of these withheld funds may be paid back to the plan if performance targets in the contract are met.