

AMENDMENT NO. 2 TO B22518

Contract Start Date:	October 1, 2009	Total Contract Amount:	Per Member/Per Month
Original Contract Expiration Date:	December 31, 2009	Original Contract Amount:	Per Member/Per Month
Current Contract Expiration Date:	December 31, 2009	Previous Amendment(s) Total:	N/A
Requested Contract Expiration Date:	December 31, 2009	Amendment Amount:	N/A

This amendment is by and between the State of Minnesota, through its Commissioner of the Department of Human Services ("STATE") and **HMO Minnesota, dba BluePlus**, Managed Care Organization ("MCO"), identified as Contract No. **B22518** to further the Minnesota Medical Assistance Program for the provision of prepaid medical and remedial services pursuant to Title XIX of the Social Security Act; and

WHEREAS, the STATE wishes to exercise the option to amend this contract as provided in Article 21;

WHEREAS, as of October 1, 2009, the medical assistance capitation rates for **Minnesota Senior Health Options (MSHO), and Minnesota Senior Care Plus (MSC+)** will be reduced to reflect the statutory changes enacted by the 2009 Minnesota Legislature during the regular session;

WHEREAS, pursuant to Minnesota Statutes, § 16A.152, subd. 4, the Commissioner of Finance reduced the amount of allotted funds for certain medical expenditures, and the unallotments effective July 1, 2009, that affect fee-for-service rates calculations are included in the medical assistance managed care rate reductions effective October 1, 2009, and

WHEREAS, the STATE and the MCO have agreed to amend the Contract to include these legislative and executive changes as stated in the October 1, 2009, **Amendment # 1 to Contract 22518** for Contract Year 2009; and

WHEREAS, the STATE and the MCO have agreed to further amend the MSHO and MSC+ rates to reflect updated adjustment factors.

Therefore, the parties agree that:

REVISION 1. Rates previously listed in **Appendix II-A1 and II-B1**, are amended to include rate methodology adjustments shown in revised Appendix pages labeled **Appendix II-A2 and II-B2**, respectively. The appendices are hereby incorporated into this contract by reference.


EXCEPT AS AMENDED HEREIN, THE TERMS AND CONDITIONS OF THE ORIGINAL CONTRACT AND ALL PREVIOUS AMENDMENTS REMAIN IN FULL FORCE AND EFFECT.

IN WITNESS WHEREOF, the parties hereto have executed this contract amendment. This contract amendment is hereby accepted and considered binding in accordance with the terms outlined in the preceding statements.


Signature page follows.

APPROVED:


**STATE OF MINNESOTA
DEPARTMENT OF HUMAN SERVICES**

By: 
Typed Name: Brian Osberg
Title: Medicaid Director
Date: 9/29/09

HMO Minnesota, dba BluePlus
(Two corporate officers must execute)

By: 
Printed Name: Patricia Riley
Title: SVP Gov Prog
Date: 9.29.09

and

By: 
Printed Name: Paula Fernandez
Title: VP of Govt. Programs
Date: 9-29-09

Appendix II-A2: Capitation Payment Rates
Blue Plus - Ramsey
SeniorCare/MSHO Rates Fourth Quarter, 2009

Appendix II-B2: Capitation Payment Rates
Blue Plus - Ramsey
SeniorCare/MSHO Rates Fourth Quarter, 2009

Age	Sex	SeniorCare				MSHO			
		10/09-12/09 Rate w MERC	10/09-12/09 Rate-MERC	MERC Carve Out	Plan Payment with 2.5% RR	10/09-12/09 Rate with Add Back	10/09-12/09 Rate-MERC	MERC Carve Out	Plan Payment with 2.5% RR
AGED INSTITUTIONALIZED									
65 - 74	F	\$725.42	\$709.68	\$15.74	\$692.08	\$731.68	\$731.68	\$0.00	\$713.53
75 - 84	F	\$504.85	\$493.89	\$10.96	\$481.64	\$509.20	\$509.20	\$0.00	\$496.57
85 +	F	\$353.86	\$346.18	\$7.68	\$337.59	\$356.91	\$356.91	\$0.00	\$348.06
All Ages - Non I	F	\$3,263.21	\$3,192.39	\$70.82	\$3,113.22	\$3,263.21	\$3,192.39	\$70.82	\$3,113.22
65 - 74	M	\$712.40	\$696.94	\$15.46	\$679.66	\$718.55	\$718.55	\$0.00	\$700.73
75 - 84	M	\$561.85	\$549.66	\$12.19	\$536.03	\$566.70	\$566.70	\$0.00	\$552.65
85 +	M	\$463.96	\$453.89	\$10.07	\$442.63	\$467.96	\$467.96	\$0.00	\$456.35
All Ages - Non I	M	\$3,264.11	\$3,193.28	\$70.83	\$3,114.09	\$3,264.11	\$3,193.28	\$70.83	\$3,114.09
AGED NON-INSTITUTIONALIZED									
65 - 74	F	\$862.44	\$843.73	\$18.71	\$822.81	\$869.89	\$869.89	\$0.00	\$848.32
75 +	F	\$1,030.73	\$1,008.36	\$22.37	\$983.35	\$1,039.62	\$1,039.62	\$0.00	\$1,013.84
All Ages - Non I	F	\$2,455.36	\$2,402.07	\$53.29	\$2,342.50	\$2,455.36	\$2,402.07	\$53.29	\$2,342.50
65 - 74	M	\$789.82	\$772.68	\$17.14	\$753.52	\$796.63	\$796.63	\$0.00	\$776.87
75 +	M	\$1,107.91	\$1,083.86	\$24.05	\$1,056.98	\$1,117.46	\$1,117.46	\$0.00	\$1,089.75
All Ages - Non I	M	\$2,314.12	\$2,263.90	\$50.22	\$2,207.75	\$2,314.12	\$2,263.90	\$50.22	\$2,207.75

* The rates shown here reflect a withhold of 8.0% per Section 4.17 of the Contract. All or part of these withheld funds may be paid back to the plan if performance targets in the contract are met.

Appendix II-A2: Capitation Payment Rates
 Blue Plus - Core Metro
 SeniorCare/MSHO Rates Fourth Quarter, 2009

Appendix II-B2: Capitation Payment Rates
 Blue Plus - Core Metro
 SeniorCare/MSHO Rates Fourth Quarter, 2009

Age	Sex	SeniorCare				MSHO			
		10/09-12/09 Rate w MERC	10/09-12/09 Rate-MERC	MERC Carve Out	Plan Payment with 2.5% RR	10/09-12/09 Rate with Rate w MERC	10/09-12/09 Rate-MERC	MERC Carve Out	Plan Payment with 2.5% RR
AGED INSTITUTIONALIZED									
65 - 74	F	\$517.12	\$505.90	\$11.22	\$493.35	\$521.58	\$0.00	\$508.64	
75 - 84	F	\$359.73	\$351.93	\$7.80	\$343.20	\$362.84	\$0.00	\$353.84	
85 +	F	\$252.26	\$246.79	\$5.47	\$240.67	\$254.44	\$0.00	\$248.13	
All Ages - Non I	F	\$2,326.98	\$2,276.49	\$50.49	\$2,220.03	\$2,326.98	\$50.49	\$2,220.03	
65 - 74	M	\$507.98	\$496.96	\$11.02	\$484.64	\$512.37	\$0.00	\$499.66	
75 - 84	M	\$400.37	\$391.69	\$8.68	\$381.98	\$403.83	\$0.00	\$393.81	
85 +	M	\$330.76	\$323.58	\$7.18	\$315.56	\$333.61	\$0.00	\$325.34	
All Ages - Non I	M	\$2,326.26	\$2,275.78	\$50.48	\$2,219.34	\$2,326.26	\$50.48	\$2,219.34	
AGED NON-INSTITUTIONALIZED									
65 - 74	F	\$614.94	\$601.59	\$13.35	\$586.67	\$620.24	\$0.00	\$604.86	
75 +	F	\$734.51	\$718.57	\$15.94	\$700.75	\$740.85	\$0.00	\$722.48	
All Ages - Non I	F	\$1,750.28	\$1,712.30	\$37.98	\$1,669.83	\$1,750.28	\$37.98	\$1,669.83	
65 - 74	M	\$563.28	\$551.06	\$12.22	\$537.39	\$568.14	\$0.00	\$554.05	
75 +	M	\$789.54	\$772.41	\$17.13	\$753.25	\$796.35	\$0.00	\$776.60	
All Ages - Non I	M	\$1,648.74	\$1,612.96	\$35.78	\$1,572.96	\$1,648.74	\$35.78	\$1,572.96	

* The rates shown here reflect a withhold of 8.0% per Section 4.17 of the Contract. All or part of these withhold funds may be paid back to the plan if performance targets in the contract are met.

Appendix II-A2: Capitation Payment Rates
Blue Plus - NW Metro
SeniorCare/MSHO Rates Fourth Quarter, 2009

Age	Sex	SeniorCare				MSHO			
		10/09-12/09 Rate w MERC	10/09-12/09 Rate-MERC	MERC Carve Out	Plan Payment with 2.5% RR	10/09-12/09 Rate with Add Back	10/09-12/09 Rate-MERC	MERC Carve Out	Plan Payment with 2.5% RR
AGED INSTITUTIONALIZED									
65 - 74	F	\$514.88	\$505.94	\$8.94	\$493.39	\$521.62	\$521.62	\$0.00	\$508.68
75 - 84	F	\$358.15	\$351.93	\$6.22	\$343.20	\$362.84	\$362.84	\$0.00	\$353.84
85 +	F	\$251.11	\$246.75	\$4.36	\$240.63	\$254.40	\$254.40	\$0.00	\$248.09
All Ages - Non I	F	\$2,316.45	\$2,276.22	\$40.23	\$2,219.77	\$2,316.45	\$2,276.22	\$40.23	\$2,219.77
65 - 74	M	\$505.83	\$497.05	\$8.78	\$484.72	\$512.46	\$512.46	\$0.00	\$499.75
75 - 84	M	\$398.58	\$391.66	\$6.92	\$381.95	\$403.80	\$403.80	\$0.00	\$393.79
85 +	M	\$329.32	\$323.60	\$5.72	\$315.57	\$333.63	\$333.63	\$0.00	\$325.36
All Ages - Non I	M	\$2,315.73	\$2,275.51	\$40.22	\$2,219.08	\$2,315.73	\$2,275.51	\$40.22	\$2,219.08
AGED NON-INSTITUTIONALIZED									
65 - 74	F	\$612.37	\$601.73	\$10.64	\$586.81	\$620.38	\$620.38	\$0.00	\$604.99
75 +	F	\$731.36	\$718.66	\$12.70	\$700.84	\$740.94	\$740.94	\$0.00	\$722.56
All Ages - Non I	F	\$1,742.22	\$1,711.96	\$30.26	\$1,669.50	\$1,742.22	\$1,711.96	\$30.26	\$1,669.50
65 - 74	M	\$560.88	\$551.14	\$9.74	\$537.47	\$568.23	\$568.23	\$0.00	\$554.14
75 +	M	\$786.24	\$772.58	\$13.66	\$753.42	\$796.53	\$796.53	\$0.00	\$776.78
All Ages - Non I	M	\$1,642.59	\$1,614.06	\$28.53	\$1,574.03	\$1,642.59	\$1,614.06	\$28.53	\$1,574.03

* The rates shown here reflect a withhold of 8.0% per Section 4.17 of the Contract. All or part of these withheld funds may be paid back to the plan if performance targets in the contract are met.

Appendix II-A2: Capitation Payment Rates
 Blue Plus - Carver
 SeniorCare/MSHO Rates Fourth Quarter, 2009

Appendix II-B2: Capitation Payment Rates
 Blue Plus - Carver
 SeniorCare/MSHO Rates Fourth Quarter, 2009

Age	Sex	SeniorCare				MSHO			
		10/09-12/09 Rate w MERC	10/09-12/09 Rate-MERC	MERC Carve Out	Plan Payment with 2.5% RR	10/09-12/09 Rate with Add Back	10/09-12/09 Rate-MERC	MERC Carve Out	Plan Payment with 2.5% RR
AGED INSTITUTIONALIZED									
65 - 74	F	\$384.87	\$376.51	\$8.36	\$367.17	\$388.18	\$388.18	\$0.00	\$378.55
75 - 84	F	\$268.02	\$262.20	\$5.82	\$255.70	\$270.33	\$270.33	\$0.00	\$263.63
85 +	F	\$187.88	\$183.80	\$4.08	\$179.24	\$189.50	\$189.50	\$0.00	\$184.80
All Ages - Non I	F	\$1,732.53	\$1,694.93	\$37.60	\$1,652.89	\$1,732.53	\$1,694.93	\$37.60	\$1,652.89
65 - 74	M	\$378.34	\$370.13	\$8.21	\$360.95	\$381.60	\$381.60	\$0.00	\$372.14
75 - 84	M	\$298.29	\$291.81	\$6.48	\$284.57	\$300.86	\$300.86	\$0.00	\$293.40
85 +	M	\$246.15	\$240.81	\$5.34	\$234.84	\$248.28	\$248.28	\$0.00	\$242.12
All Ages - Non I	M	\$1,732.44	\$1,694.85	\$37.59	\$1,652.82	\$1,732.44	\$1,694.85	\$37.59	\$1,652.82
AGED NON-INSTITUTIONALIZED									
65 - 74	F	\$458.00	\$448.06	\$9.94	\$436.95	\$461.95	\$461.95	\$0.00	\$450.49
75 +	F	\$546.84	\$534.97	\$11.87	\$521.70	\$551.55	\$551.55	\$0.00	\$537.87
All Ages - Non I	F	\$1,304.09	\$1,275.79	\$28.30	\$1,244.15	\$1,304.09	\$1,275.79	\$28.30	\$1,244.15
65 - 74	M	\$419.21	\$410.11	\$9.10	\$399.94	\$422.82	\$422.82	\$0.00	\$412.33
75 +	M	\$588.18	\$575.41	\$12.77	\$561.14	\$593.25	\$593.25	\$0.00	\$578.54
All Ages - Non I	M	\$1,229.01	\$1,202.34	\$26.67	\$1,172.52	\$1,229.01	\$1,202.34	\$26.67	\$1,172.52

* The rates shown here reflect a withhold of 8.0% per Section 4.17 of the Contract. All or part of these withheld funds may be paid back to the plan if performance targets in the contract are met.

Appendix II-A2: Capitation Payment Rates
Blue Plus - NC Regional
SeniorCare/MSHO Rates Fourth Quarter, 2009

Appendix II-B2: Capitation Payment Rates
Blue Plus - NC Regional
SeniorCare/MSHO Rates Fourth Quarter, 2009

Age	Sex	SeniorCare				MSHO			
		10/09-12/09 Rate w MERC	10/09-12/09 Rate-MERC	MERC Carve Out	Plan Payment with 2.5% RR	10/09-12/09 Rate with Add Back	10/09-12/09 Rate-MERC	MERC Carve Out	Plan Payment with 2.5% RR
AGED INSTITUTIONALIZED									
65 - 74	F	\$392.73	\$385.91	\$6.82	\$376.34	\$397.87	\$397.87	\$0.00	\$388.00
75 - 84	F	\$273.46	\$268.71	\$4.75	\$262.05	\$277.04	\$277.04	\$0.00	\$270.17
85 +	F	\$191.79	\$188.46	\$3.33	\$183.79	\$194.30	\$194.30	\$0.00	\$189.48
All Ages - Non I	F	\$1,767.71	\$1,737.01	\$30.70	\$1,693.93	\$1,767.71	\$1,737.01	\$30.70	\$1,693.93
65 - 74	M	\$385.82	\$379.12	\$6.70	\$369.72	\$390.87	\$390.87	\$0.00	\$381.18
75 - 84	M	\$304.20	\$298.92	\$5.28	\$291.51	\$308.19	\$308.19	\$0.00	\$300.55
85 +	M	\$251.37	\$247.00	\$4.37	\$240.87	\$254.66	\$254.66	\$0.00	\$248.34
All Ages - Non I	M	\$1,767.56	\$1,736.86	\$30.70	\$1,693.79	\$1,767.56	\$1,736.86	\$30.70	\$1,693.79
AGED NON-INSTITUTIONALIZED									
65 - 74	F	\$467.26	\$459.15	\$8.11	\$447.76	\$473.38	\$473.38	\$0.00	\$461.64
75 +	F	\$558.52	\$548.82	\$9.70	\$535.21	\$565.83	\$565.83	\$0.00	\$551.80
All Ages - Non I	F	\$1,330.00	\$1,306.90	\$23.10	\$1,274.49	\$1,330.00	\$1,306.90	\$23.10	\$1,274.49
65 - 74	M	\$428.04	\$420.61	\$7.43	\$410.18	\$433.65	\$433.65	\$0.00	\$422.90
75 +	M	\$600.06	\$589.64	\$10.42	\$575.02	\$607.92	\$607.92	\$0.00	\$592.84
All Ages - Non I	M	\$1,253.87	\$1,232.10	\$21.77	\$1,201.54	\$1,253.87	\$1,232.10	\$21.77	\$1,201.54

* The rates shown here reflect a withhold of 8.0% per Section 4.17 of the Contract. All or part of these withhold funds may be paid back to the plan if performance targets in the contract are met.

Appendix II-A2: Capitation Payment Rates
Blue Plus - SW Regional

Appendix II-B2: Capitation Payment Rates
Blue Plus - SW Regional

SeniorCare/MSHO Rates Fourth Quarter, 2009

SeniorCare/MSHO Rates Fourth Quarter, 2009

Age	Sex	SeniorCare				MSHO			
		10/09-12/09 Rate w MERC	10/09-12/09 Rate-MERC	MERC Carve Out	RR	10/09-12/09 Rate with Add Back	10/09-12/09 Rate-MERC	MERC Carve Out	RR
AGED INSTITUTIONALIZED									
65 - 74	F	\$383.28	\$376.62	\$6.66	\$367.28	\$388.29	\$388.29	\$0.00	\$378.66
75 - 84	F	\$266.89	\$262.25	\$4.64	\$255.75	\$270.38	\$270.38	\$0.00	\$263.67
85 +	F	\$187.06	\$183.81	\$3.25	\$179.25	\$189.51	\$189.51	\$0.00	\$184.81
All Ages - Non I	F	\$1,725.01	\$1,695.05	\$29.96	\$1,653.01	\$1,725.01	\$1,695.05	\$29.96	\$1,653.01
65 - 74	M	\$376.35	\$369.81	\$6.54	\$360.64	\$381.28	\$381.28	\$0.00	\$371.82
75 - 84	M	\$297.01	\$291.86	\$5.15	\$284.62	\$300.90	\$300.90	\$0.00	\$293.44
85 +	M	\$245.13	\$240.87	\$4.26	\$234.90	\$248.34	\$248.34	\$0.00	\$242.18
All Ages - Non I	M	\$1,724.94	\$1,694.99	\$29.95	\$1,652.95	\$1,724.94	\$1,694.99	\$29.95	\$1,652.95
AGED NON-INSTITUTIONALIZED									
65 - 74	F	\$455.64	\$447.72	\$7.92	\$436.62	\$461.60	\$461.60	\$0.00	\$450.15
75 +	F	\$544.59	\$535.13	\$9.46	\$521.86	\$551.72	\$551.72	\$0.00	\$538.04
All Ages - Non I	F	\$1,298.34	\$1,275.79	\$22.55	\$1,244.15	\$1,298.34	\$1,275.79	\$22.55	\$1,244.15
65 - 74	M	\$417.50	\$410.25	\$7.25	\$400.07	\$422.97	\$422.97	\$0.00	\$412.48
75 +	M	\$585.15	\$574.99	\$10.16	\$560.73	\$592.81	\$592.81	\$0.00	\$578.11
All Ages - Non I	M	\$1,223.39	\$1,202.15	\$21.24	\$1,172.33	\$1,223.39	\$1,202.15	\$21.24	\$1,172.34

* The rates shown here reflect a withhold of 8.0% per Section 4.17 of the Contract. All or part of these withhold funds may be paid back to the plan if performance targets in the contract are met.

Appendix II-A2: Capitation Payment Rates **Appendix II-B2: Capitation Payment Rates**
Blue Plus - SE Regional **Blue Plus - SE Regional**
SeniorCare/MSHO Rates Fourth Quarter, 2009 **SeniorCare/MSHO Rates Fourth Quarter, 2009**

Age	Sex	SeniorCare			MSHO			
		10/09-12/09 Rate w MERC	10/09-12/09 Rate-MERC	MERC Carve Out	10/09-12/09 Rate with Add Back	10/09-12/09 Rate-MERC Carve Out	MERC Carve Out	Plan Payment with 2.5% RR
AGED INSTITUTIONALIZED								
65 - 74	F	\$368.13	\$361.74	\$6.39	\$372.95	\$372.95	\$0.00	\$363.70
75 - 84	F	\$256.33	\$251.88	\$4.45	\$259.69	\$259.69	\$0.00	\$253.25
85 +	F	\$179.65	\$176.53	\$3.12	\$182.00	\$182.00	\$0.00	\$177.49
All Ages - Non I	F	\$1,656.73	\$1,627.95	\$28.78	\$1,656.73	\$1,627.95	\$28.78	\$1,587.58
65 - 74	M	\$361.91	\$355.62	\$6.29	\$366.64	\$366.64	\$0.00	\$357.55
75 - 84	M	\$285.26	\$280.30	\$4.96	\$288.99	\$288.99	\$0.00	\$281.82
85 +	M	\$235.44	\$231.35	\$4.09	\$238.52	\$238.52	\$0.00	\$232.60
All Ages - Non I	M	\$1,656.67	\$1,627.90	\$28.77	\$1,656.67	\$1,627.90	\$28.77	\$1,587.53
AGED NON-INSTITUTIONALIZED								
65 - 74	F	\$437.64	\$430.04	\$7.60	\$443.37	\$443.37	\$0.00	\$432.37
75 +	F	\$523.08	\$513.99	\$9.09	\$529.93	\$529.93	\$0.00	\$516.79
All Ages - Non I	F	\$1,246.91	\$1,225.26	\$21.65	\$1,246.91	\$1,225.26	\$21.65	\$1,194.87
65 - 74	M	\$401.00	\$394.04	\$6.96	\$406.25	\$406.25	\$0.00	\$396.17
75 +	M	\$562.69	\$552.92	\$9.77	\$570.06	\$570.06	\$0.00	\$555.92
All Ages - Non I	M	\$1,174.87	\$1,154.46	\$20.41	\$1,174.87	\$1,154.46	\$20.41	\$1,125.83

* The rates shown here reflect a withhold of 8.0% per Section 4.17 of the Contract. All or part of these withheld funds may be paid back to the plan if performance targets in the contract are met.

Appendix II-A2: Capitation Payment Rates
Blue Plus - Olmsted
SeniorCare/MSHO Rates Fourth Quarter, 2009

Appendix II-B2: Capitation Payment Rates
Blue Plus - Olmsted
SeniorCare/MSHO Rates Fourth Quarter, 2009

Age	Sex	SeniorCare				MSHO			
		10/09-12/09 Rate w MERC	10/09-12/09 Rate-MERC	MERC Carve Out	Plan Payment with 2.5% RR	10/09-12/09 Rate-MERC	10/09-12/09 Rate-MERC	MERC Carve Out	Plan Payment with 2.5% RR
AGED INSTITUTIONALIZED									
65 - 74	F	\$368.28	\$361.89	\$6.39	\$352.91	\$373.11	\$0.00	\$363.86	
75 - 84	F	\$256.44	\$251.99	\$4.45	\$245.74	\$259.80	\$0.00	\$253.36	
85 +	F	\$179.72	\$176.60	\$3.12	\$172.22	\$182.07	\$0.00	\$177.55	
All Ages - Non I	F	\$1,657.41	\$1,628.63	\$28.78	\$1,588.24	\$1,657.41	\$28.78	\$1,588.24	
65 - 74	M	\$361.64	\$355.36	\$6.28	\$346.54	\$366.37	\$0.00	\$357.28	
75 - 84	M	\$285.02	\$280.07	\$4.95	\$273.12	\$288.75	\$0.00	\$281.59	
85 +	M	\$235.54	\$231.45	\$4.09	\$225.71	\$238.62	\$0.00	\$232.70	
All Ages - Non I	M	\$1,657.35	\$1,628.57	\$28.78	\$1,588.18	\$1,657.35	\$28.78	\$1,588.18	
AGED NON-INSTITUTIONALIZED									
65 - 74	F	\$437.83	\$430.23	\$7.60	\$419.56	\$443.56	\$0.00	\$432.56	
75 +	F	\$523.29	\$514.21	\$9.08	\$501.45	\$530.15	\$0.00	\$517.00	
All Ages - Non I	F	\$1,247.42	\$1,225.76	\$21.66	\$1,195.36	\$1,247.42	\$21.66	\$1,195.36	
65 - 74	M	\$401.17	\$394.20	\$6.97	\$384.42	\$406.42	\$0.00	\$396.34	
75 +	M	\$562.28	\$552.52	\$9.76	\$538.81	\$569.64	\$0.00	\$555.51	
All Ages - Non I	M	\$1,175.36	\$1,154.95	\$20.41	\$1,126.30	\$1,175.36	\$20.41	\$1,126.31	

* The rates shown here reflect a withhold of 8.0% per Section 4.17 of the Contract. All or part of these withheld funds may be paid back to the plan if performance targets in the contract are met.